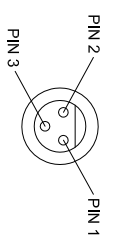


Revision Notes	
R1 -	
AP.A -	Drawn -
	Checked -
	Approved -
	Date -

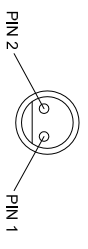
VIEW A



3 PIN MALE MATING FACE

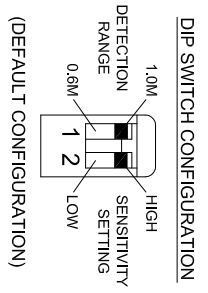
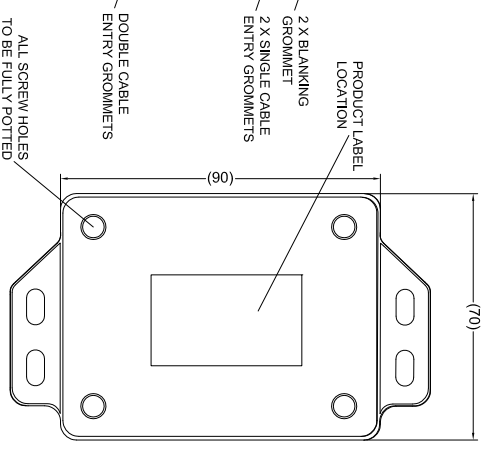
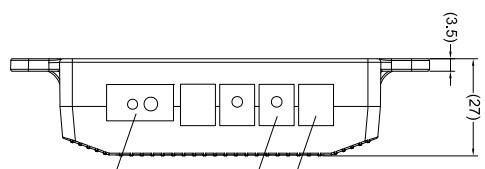
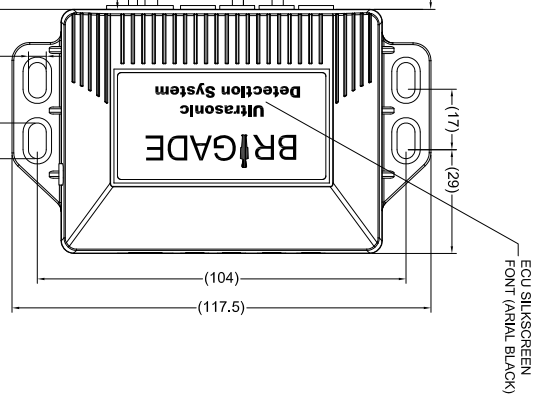
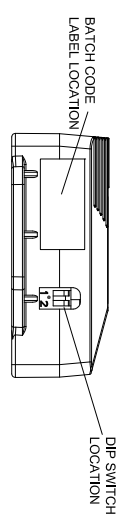
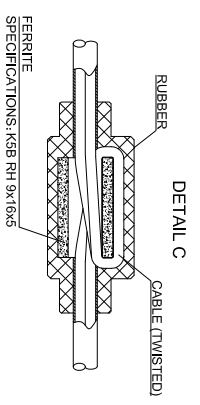
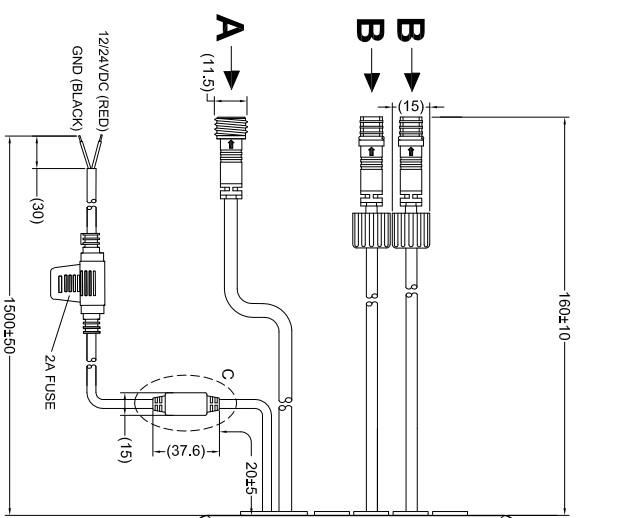
PIN #	WIRE COLOUR	DESCRIPTION
1	BLACK	GND
2	RED	BUZZER POWER
3	WHITE	BUZZER SIGNAL

VIEW B

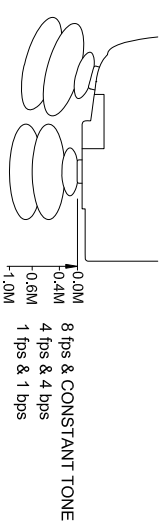


2 PIN FEMALE MATING FACE

PIN #	WIRE COLOUR	DESCRIPTION
1	BLACK	GND
2	RED	SENSOR SIGNAL



- NOTES:**
- SOFTWARE VERSION: step1 thex.
 - ECU HOUSING IS ABS PLASTIC.
 - ECU FINISH IS TEXTURED BLACK PLASTIC. SILKSCREEN MUST BE WHITE.
 - SENSOR ENTRY POINTS IF NOT USED MUST BE FILLED WITH A BLANKING GROMMET.
 - THIS ECU IS NOT WATER RESISTANT AND MUST BE FITTED INSIDE A VEHICLE.
 - FOR PACKAGING & LABELING DETAIL REFER TO THE LATEST REVISION OF THE MASTER BOM.
 - ON START UP THE ECU WILL BEEP ONCE FOR ONE FAULTY SENSOR, TWICE FOR TWO FAULTY SENSORS ETC.
 - ALL AUDIBLE WARNINGS ARE MEASURED IN BEEPS PER SECOND (bps).
 - ALL VISUAL WARNINGS ARE RED AND ARE MEASURED IN FLASHES PER SECOND (fps).



PROPRIETARY NOTICE
 THIS DESIGN AND TECHNICAL INFORMATION APPEARING ON THIS DRAWING IS THE PROPERTY OF BRIGADE ELECTRONICS, AND IS DISCLOSED IN CONFIDENCE. IT IS NOT TO BE COPIED, REPRODUCED, REVEALED TO OR EXPLOITED BY OTHERS, EITHER IN WHOLE OR IN PART WITHOUT THE EXPRESS WRITTEN CONSENT OF BRIGADE ELECTRONICS.



	Assembly Pl Approval ALLEN YAO (24/01/17)	Approved by RENTLEY	Checked by BCHILDS	Drawn by MBUTLER
	Angle of Projection	Units mm	Scale N/A	Released 24/01/17
Status RELEASED	ST-2100-ECU			
Part No 5260	BE-003574-00-17			